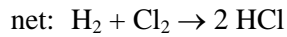


6. Straight Chain Reactions

⟨Cl₂-H₂ System⟩

The chlorine-hydrogen mixture explodes by the following mechanism after the photolytic initiation (Cl₂ + hν → 2 Cl).



- Once chain carriers (Cl or H) are formed, the reaction continues to proceed.
→ Chain Reaction

The rate equation system is

$$\frac{d[\text{Cl}]}{dt} = -k_1[\text{H}_2][\text{Cl}] + k_2[\text{Cl}_2][\text{H}] \quad (6.1)$$

$$\frac{d[\text{H}]}{dt} = k_1[\text{H}_2][\text{Cl}] - k_2[\text{Cl}_2][\text{H}] \quad (6.2)$$

At the initial stage of reactions, [H₂] and [Cl₂] can be assumed to be constants.

By using $x = [\text{Cl}]$, $y = [\text{H}]$, $r_1 = k_1[\text{H}_2]$, and $r_2 = k_2[\text{Cl}_2]$, the rate equation system can be simplified as

$$\dot{\mathbf{x}} = \mathbf{A}\mathbf{x} \quad (6.3)$$

$$\text{where } \mathbf{x} = \begin{pmatrix} x \\ y \end{pmatrix} \text{ and } \mathbf{A} = \begin{pmatrix} -r_1 & r_2 \\ r_1 & -r_2 \end{pmatrix}$$

The general solution to Eq. (6.3) is

$$\mathbf{x} = \mathbf{S} \begin{pmatrix} a_1 e^{\lambda_1 t} \\ a_2 e^{\lambda_2 t} \end{pmatrix} = a_1 \mathbf{s}_1 e^{\lambda_1 t} + a_2 \mathbf{s}_2 e^{\lambda_2 t} \quad (6.4)$$

where $\mathbf{S} = (\mathbf{s}_1 \ \mathbf{s}_2)$, λ_1 and λ_2 are the eigenvalues, and \mathbf{s}_1 and \mathbf{s}_2 are the corresponding eigenvectors of \mathbf{A} .

The coefficients a_1 and a_2 can be calculated from the initial condition, $\mathbf{x} = \mathbf{x}_0$ at $t = 0$, as

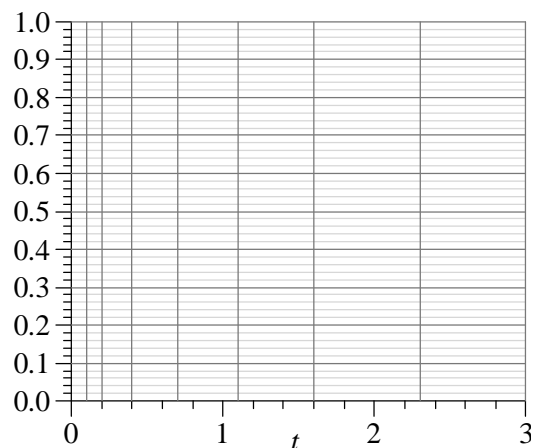
$$\begin{pmatrix} a_1 \\ a_2 \end{pmatrix} = \mathbf{S}^{-1} \mathbf{x}_0 \quad (6.5)$$

Exercise 6.1

1) Derive the solution to the differential equation system (6.3) for the initial condition, $\mathbf{x}_0 = \begin{pmatrix} c_0 \\ 0 \end{pmatrix}$.

2) Fill the following table of the solution for $r_1 = 1$, $r_2 = 2$, and $c_0 = 1$, and then plot it.

t	x	y
0	1	0
0.1	0.91	0.09
0.2	0.85	0.15
0.4	0.77	0.23
0.7	0.71	0.29
1.1	0.68	0.32
1.6	0.67	0.33
2.3	0.67	0.33
3	0.67	0.33



Solution to exercise 6.1

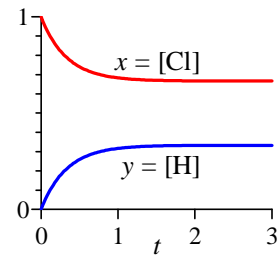
1) The eigen equation is $\begin{vmatrix} -r_1 - \lambda & r_2 \\ r_1 & -r_2 - \lambda \end{vmatrix} = \lambda \{ \lambda + (r_1 + r_2) \} = 0$.

The eigenvalues are $\lambda_1 = 0$ and $\lambda_2 = -(r_1 + r_2)$, and

corresponding eigenvectors are $\mathbf{s}_1 = \begin{pmatrix} r_2 \\ r_1 \end{pmatrix}$ and $\mathbf{s}_2 = \begin{pmatrix} 1 \\ -1 \end{pmatrix}$.

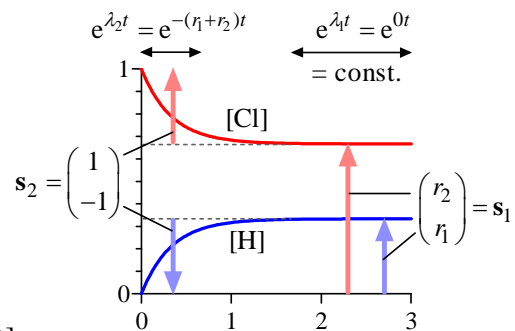
The solution is $\mathbf{x} = \frac{c_0}{r_1 + r_2} \left[\begin{pmatrix} r_2 \\ r_1 \end{pmatrix} + \begin{pmatrix} r_1 \\ -r_1 \end{pmatrix} \exp\{-(r_1 + r_2)t\} \right]$.

2) As shown in the figure to the right.



⟨Eigenvalues and Eigenvectors⟩

- Eigenvalues represent rates of changes as $\exp(\lambda t)$.
 - $\lambda < 0$: Converge (with time constant $|\lambda_2^{-1}| = 1/3$)
 - $\lambda = 0$: Constant (steady state)
 - ($\lambda > 0$: Diverge)
- Corresponding Eigenvectors represent the amplitude.
 - $\mathbf{s}_1 = \begin{pmatrix} r_2 \\ r_1 \end{pmatrix}$: Amplitude of constant part $\exp(0t) = 1$
 - $\mathbf{s}_2 = \begin{pmatrix} 1 \\ -1 \end{pmatrix}$: Amplitude of converging part $\exp[-(r_1 + r_2)t]$



- $\text{Cl}_2\text{-H}_2$ reaction : $\lambda_1 = 0$ and $\lambda_2 < 0 \rightarrow$ exponential decay (λ_2) to a steady state (λ_1)

⟨Steady State⟩

Exercise 6.2

- 1) By assuming the steady states for both $[\text{Cl}]$ and $[\text{H}]$, derive the ratio of the steady-state concentrations, $[\text{Cl}]_{\text{ss}} / [\text{H}]_{\text{ss}}$, in terms of r_1 and r_2 where $r_1 = k_1[\text{H}_2]$ and $r_2 = k_2[\text{Cl}_2]$.
- 2) Then, derive the steady-state concentrations $[\text{Cl}]_{\text{ss}}$ and $[\text{H}]_{\text{ss}}$ in terms of c_0 , r_1 , and r_2 by using $[\text{Cl}]_{\text{ss}} + [\text{H}]_{\text{ss}} = c_0$.

Solution to exercise 6.2

1) $(6.1) = 0$ or $(6.2) = 0 \rightarrow r_1[\text{Cl}]_{\text{ss}} = r_2[\text{H}]_{\text{ss}}$. Thus, $[\text{Cl}]_{\text{ss}} / [\text{H}]_{\text{ss}} = r_2 / r_1$

2) $[\text{Cl}]_{\text{ss}} = \frac{c_0 r_2}{r_1 + r_2}$ and $[\text{H}]_{\text{ss}} = \frac{c_0 r_1}{r_1 + r_2}$.

* This is the constant part of the solution of Exercise. 6.1

⟨Thermal Explosion⟩

- Ultimately, the $\text{Cl}_2\text{-H}_2$ mixture explodes by self-heating, i.e., thermal feedback.
 - $\text{H}_2 + \text{Cl}_2 \rightarrow 2 \text{HCl}$ is exothermic by 185 kJ mol^{-1} .
 - Rate constants increases with temperature (*cf.* Arrhenius equation).